



Revolutions[©]

The Newsletter of the South Plains Woodturners

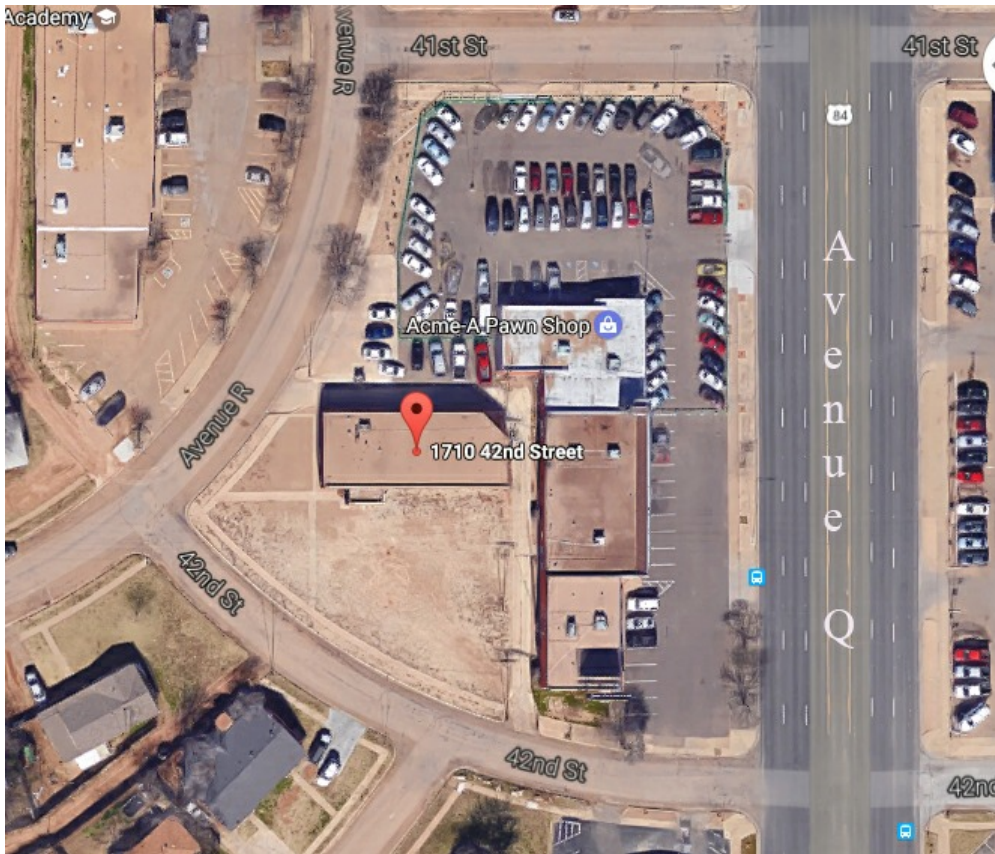


Vol. 11, No. 5

AAW | AMERICAN ASSOCIATION OF WOODTURNERS

May, 2017

New Temporary Meeting Location 1710 42nd St., Lubbock



Beginning this Saturday, June 3rd, we will hold our meetings at the old Masonic building at 1710 42nd St., just west of Avenue Q. Look for the large "square and compass" on the building and the exquisitely beautiful blue door. Our thanks to our new president, Buddy Chesser, for arranging this for us! (It's possible that the owner will have removed the Masonic insignia by the time of our first meeting.)



Everyone enjoys chatting and examining the "show and tell" artwork at each meeting, such as our most recent one on May 6th. At least one person (Vicki) is actually smiling!

Next Meeting: June 3, 2017, 10AM-12Noon, 1710 42nd St., Lubbock

Presentation: *Tom Farrell, "Chasing Threads"*

Since Buddy Chesser is now serving as our president, we need a demo coordinator. How about **YOU**?

South Plains Woodturners Officers

President	Bob "Buddy" Chesser lubbockcc@gmx.us
Past President	Jim Bob Burgoon jbburgoon@gmail.com
1st Vice President	Lee Roberts Roberts-barbara@sbcglobal.net
2nd Vice President	Mike Oglesby 806-798-4790
Secretary	Kent Crowell kcrowell56@gmail.com
Treasurer	Gordon Graves fourfarms@hotmail.com
Member at Large	David Turner turnerdc@sbcglobal.net
Member at Large	Bradley Baker bradleybaker22@yahoo.com
Member at Large	Joe Williamson joewilliamson@sbcglobal.net


southplainswoodturners.com

Club Calendar

June Club Meeting 6/3/17
Demo: Tom Farrell, "Chasing Threads"

Location: 1710 42nd St., Lubbock
 (see map p. 1)

On May 6th, members made their feelings known about the possibility of the club's purchasing a building in Slaton. The proposal to do so was defeated. Pete Piatak, right, was one of the members who participated in the discussion.



Glenn and Nita took care of the raffle in their customarily excellent manner.

Revolutions© is the newsletter for the South Plains Woodturners, Inc., a non-profit organization dedicated to promoting the craft and art of woodturning. Revolutions© is published monthly at Lubbock, TX. Mailing Address:

P. O. Box 65428, Lubbock, TX 79464

The South Plains Woodturners is affiliated with the [American Association of Woodturners](#), the [Southwest Association of Turners](#), and the [Lubbock Arts Alliance](#).

Please direct any questions or comments to the editor:
 Edward "Special Ed" Spence 806-252-8816
 edwardthepurple@gmail.com

Upcoming Conventions

Take a few days off. Put thousands of miles on the car. Spend lots of money. Bore your spouse into a coma. Learn a lot. Enjoy yourself.

AAW International Symposium, Kansas City, MO, June 22-25, 2017. For info:
<http://www.woodturner.org/?page=2017KC>

SWAT, Waco, TX, August 25-27, 2017. For info:
www.swaturners.org

The State of SPW

by Past President Jim Bob Burgoon



According to our bylaws, which are accessible on our website, the last act of the outgoing President is to present a "State of the Union" presentation. Since I am going to be absent at the June meeting, I'm presenting it here! I have enjoyed the time spent as President. My greatest thanks goes to all who have served on the Board-of-Directors, plus the additional volunteers who fill necessary roles to make South Plains Woodturners what we are today.

When we left our home at Target Sheet Metal, I asked for your patience during the transitional period in finding a new home. Our new temporary home will be the old Masonic Building located 1/2 block west of Ave. Q on 42nd. Folks who have lived here longer than I say it was the old DPS building before that. At this location, we will be able to store our equipment, audio/visual, and library!

The vote conducted at the May meeting to determine whether the club should purchase a building on the square in Slaton gave the Board-of-Directors a good indication of the preference of our membership. 14 voted in favor, while 39 voted against. The pervasive attitude of those against was our location should be in Lubbock to best meet the needs of our membership and community.

Due to the diligence of the Board, SPW is financially sound. The budgetary process we go through annually prevents us from deficit spending. I appreciate the Boards financial support to improve the quality of our class equipment. Thanks to the \$1000 budgeted last year, we now have a standard set of tools for students to use. Another \$1000 for the upcoming fiscal year will be dedicated to chucks and other equipment. Our building fund has eclipsed the \$21,000 mark!

As we look to the future, we will continue to grow the building fund through member donation sales, raffles, and participation in the *Giving Tuesday Campaign* in November. As a reminder, *David Hoehns* will be bringing a plastic tote to meetings to collect turnings for our next sale in September. The reason I have cut back on solicitations for the building fund has been the knowledge of our upcoming *Giving Tuesday* effort. The more donations we receive, the greater percentage of matching funds we will receive. My advice would be to rat hole some money each month to be able to contribute! If we have a permanent home, located in Lubbock, in the near future, our building fund will need to grow substantially.

The classes we conduct at the *Garden and Arts Center* are the greatest means for growing our membership. Due to the fact that demand outstripped supply, we have added an additional summer

Tip: Dish Mop Sander

For anyone who has arthritic fingers or has trouble holding small pieces of abrasive, try a dish-mop sander. It can be used on the lathe or to sand small boards or edges. Buy an inexpensive dish mop, remove its sponge/scourer pad, and replace that with a piece of high-density foam. I glued self-adhesive hook and loop to the face. Any cloth-backed abrasive can be attached. It is a quick-to-make, effective sanding tool.



~Gary Field, Australia



Accurate Drilling Depth

Some turning projects involve drilling stop holes (non-through holes) on a drill press. Some turners put masking tape on the drill bit to indicate the depth of drilling. If you have several objects of different depths to drill, you need a better solution than masking tape.

I learned this trick from a machinist.

1. Attach a steel ruler with a $\frac{3}{8}$ " (10 mm) dia. magnet to the drill press face vertically next to the depth gauge.
2. Lower the handle until the bit is flush with the surface of the stock (Photo 1).
3. Adjust the height position of the ruler to align its zero mark (end of the ruler) with the depth-gauge pointer. This will align both the bit depth and the ruler to zero (Photo 2).
4. Raise the handle and lower it to start drilling until the pointer points to the desired depth (Photo 3).

~ Charles Mak, Alberta




Photo 1



Photo 2



Photo 3



May Presentation: Jimmy Edwards: *The Flutemaster Jig, and Making Flutes on Bowls*

Jimmy Edwards from the Comanche Trail Woodturners in Midland came to our May meeting to give us a thorough introduction to the technique of making flutes. It was obvious to all in attendance that Jimmy is talented and experienced at both woodturning and teaching. Thanks for coming, Jimmy!



Show and Tell, May 6, 2017



Bert Lane brought yet another imaginative assortment of pens. It's getting to be a habit!

Show and Tell, May 6, cont'd.



Vicki Oglesby showed her amazing (and heavy!) platter made of paper, plus a lidded vessel with a finial, one of her trademarks.



Ronald Dutton brought two open-segmented vessels. The one on the right was shown last month with the scroll chuck still attached.



Show and Tell, May 6, cont'd.



Loy Cornett continues to inspire us with his meticulous segmenting work. The dyed bowl is poplar and walnut, the natural vase is walnut and maple.



Bob Herman holds a small vessel. He also brought a platter of Texas live oak.



Woodworkers discussing a maple plank. *



Kent Crowell discusses his segmented bowl.



*The staff of Revolutions is aware that there are many female woodturners. We were not able to find a suitable cartoon. Please don't write in.

Show and Tell, May 6, cont'd.



Bob Davis's progress as a wood turner has been amazing. Here is his latest creation, an open-segmented bowl of spalted maple.



The Butler did it! A segmented vessel with the thunderbird design, one of Ron's favorites.



Dick Markham brought a plethora of interesting work, as usual, including a rough edge without the bowl.



Show and Tell, May 6, cont'd.



Lee Roberts discusses his small vessel.



Mike Oglesby brought this bowl, along with some other pieces he donated to the raffle.



Our Founding Corporate Members



Acacia Hardwoods
Steven Hernandez

4614 FM 1585 (SOUTH STREET)
Lubbock, TX 79424

806.794.5099 local
806.794.3955 fax
800.288.0629 toll free



TEXAS TOOL & EQUIPMENT
3102 Avenue A • Lubbock, Texas 79404

GREG WILLIAMS
gew@texas-tool.com

Phone: 806.763.1641
Fax: 806.763.1685

Our Corporate Members

Why pay a lot for storage?

AFFORDABLE
R.V. STORAGE & SHOP'S

130th & Frankford Ave.
(806) 698-1598

Trent & Josh



TARGET
Sheetmetal & Mfg. Inc.
If it's made out of metal, we can build it!

315 SE Loop 289, Lubbock, TX 79404
(806) 746-8571
www.targetsheetmetalmfg.com
info@targetsheetmetalmfg.com
Michael Oglesby, Owner

A Laser's Touch
PRECISION LASER ENGRAVING

UNIQUE AWARDS FOR ANY EVENT!

AWARDS * PLAQUES * CRYSTAL * GLASS * NAMETAGS
PENS * CLOCKS * DESK ACCESSORIES
INDUSTRIAL PARTS MARKING

Jeff McKinnon
Owner

5135 C 69TH LUBBOCK, TX 79424 (806) 783-0999
FAX (806) 783-0748



5004 50th St.
Lubbock, TX 79414
(806) 792-3721



CRAFT SUPPLIES USA
THE WOODTURNERS CATALOG
woodturnerscatalog.com • 1-800-551-8876