



Revolutions[©]

The Newsletter of the South Plains Woodturners



Vol. 11, No. 6



June, 2017

The President's Letter

First of all I want to say THANK YOU to everyone for allowing me to coordinate the South Plains Woodturners meetings and activities this year. Thank you to the Board of Directors for trusting me to carry on the traditions that you have established. Also, I want to give a special thanks to Jim Bob Burgoon for helping me carry on when he steps back. I need everyone's input to guide us in the future.



A little about me: I am and have been the president of many civic organizations. I choose to lead by example. I will never ask anyone to do something that I won't or haven't done. I solicit everyone's input and observations. I want to hear from you!!! With your help, insight, intuition and inspiration I hope we can achieve greater and more interesting things this year. I hope to continue to look for a permanent home. The Building Committee will continue to try to find one that we can afford, that is convenient to all members, and that will make it a pleasure to attend meetings, demonstrations and classes for all of us. I hope to expand our membership and the financial stability of the club. I hope to encourage excitement and curiosity in our meetings with new knowledge and experiences of woodturners and their mentors. I hope to bring in guest woodturners from other clubs and also master turners who might be available. Please help me with your suggestions and ideas (I need all the help I can get!).

This year we will demonstrate at the Arts and Crafts Fair in September at the Garden & Arts Center. Many of our members will attend SWAT in Waco in late August. We will hold more beginner and intermediate classes, also at the Garden & Arts Center. I want to welcome everyone to our meetings at 1710 42nd Street, the first Saturday of each month, 10:00 am to noon. This month Christian Jensen will be demonstrating some special Spin Tops. We are looking for interesting demonstrators at our meetings. Please contact Lee Roberts or myself to volunteer ideas or expertise.
-Buddy Chesser



Our first demonstration at our first meeting on 42nd St.: Tom Farrell shows us how to chase threads.


Next Meeting: July 1, 2017, 10AM-12Noon, 1710 42nd St., Lubbock

Presentation: *Christian Jensen, "Cowboy Yo-Yo's"*

South Plains Woodturners Officers

President	Bob "Buddy" Chesser lubbockcc@gmx.us
Past President	Jim Bob Burgoon jbburgoon@gmail.com
1st Vice President	Lee Roberts Roberts-barbara@sbcglobal.net
Secretary	Kent Crowell kcrowell56@gmail.com
Treasurer	Gordon Graves fourgfarms@hotmail.com
Member at Large	David Turner turnerdc@sbcglobal.net
Member at Large	Bradley Baker bradleybaker22@yahoo.com
Member at Large	Joe Williamson joewilliamson@sbcglobal.net

southplainswoodturners.com



Club Calendar

July Club Meeting	7/1/17
Demo: Christian Jensen, "Cowboy Yo-Yo's"	
Location: 1710 42nd St., Lubbock, ½ block west of Avenue Q	
August Club Meeting	8/5/17
Demo: Jim Bob Burgoon, "Finishing"	
Lubbock Arts & Crafts Festival, Lubbock Garden & Arts Ctr., 9/9/17	
Jim Bob Burgoon will serve as chairman	
Intermediate Class	Early October



Revolutions© is the newsletter for the South Plains Woodturners, Inc., a non-profit organization dedicated to promoting the craft and art of woodturning. Revolutions© is published monthly at Lubbock, TX. Mailing Address:

P. O. Box 65428, Lubbock, TX 79464

The South Plains Woodturners is affiliated with the [American Association of Woodturners](#), the [Southwest Association of Turners](#), and the [Lubbock Arts Alliance](#).

Please direct any questions or comments to the editor:
Edward "Special Ed" Spence 806-252-8816
edwardthepurple@gmail.com

Upcoming Conventions

Take a few days off. Put thousands of miles on the car. Spend lots of money. Bore your spouse into a coma. Learn a lot. Enjoy yourself.

SWAT, Waco, TX, August 25-27, 2017. For info: www.swaturners.org

Bryce Ellis will be overseeing the SPW sharpening booth at SWAT. He will need volunteers to work in the booth, so please give consideration to volunteering if you're attending the convention!

June Demo: Tom Farrell, "Chasing Threads"



Tom is experienced in almost all facets of woodturning, including chasing threads, which is an activity that requires skill and practice. Tom supplemented the actual demonstration with well-thought-out charts to help the novice understand how to cut threads, male and female, into hard wood. Tom has made many demonstrations over the last few years, and all of them have been beneficial to newbies and veterans alike. Thanks, Tom!

◆ **Raffle** ◆
 Turn Something
 Donate it to the
 Raffle ◆



Avoid dents when buffing

How many times have you been buffing a turning when the wheel rips it out of your hands and smashes it into the bed of the lathe, leaving a dent in the wood? I have had it happen one too many times and decided to do something about it. I took kitchen-shelving material and taped it onto the leading edge of the lathe bed. (I also tried pipe insulation, which worked fine.) After taping on the kitchen shelving, I buffed a fishing rod handle and, sure enough, the wheel ripped it out of my hands and it banged into the edge of the lathe bed. I picked the piece up off the floor and guess what? No dents or nicks. --Dale Peterson, Wisconsin



This Year's SWAT Demonstrators

Lead Demonstrators



Trent Bosch



Andy Cole



James Duxbury



Al Hockenbery



Eric Lofstrom



Molly Winton

Regional Demonstrators Include the Following (Friends of SPW)

Janice Levi

**The Fine Art of Finials
Bangle, Pendant, and Earrings**

Linda Ferber

Make a Button Cylinder Pendant


Jim Bob Burgoon

Between Centers Pens & Other Applications

Show and Tell, June 3, 2017



Larry Rogers made this lidded box for a family member who is an optometrist—note the black figure that resembles a pair of spectacles! Larry also brought three examples of his segmentation work.



Mary Adams turned a tall lamp. The light receptacle is simply affixed to the top and not to a tube running to the bottom, which allowed her flexibility in sizing the lamp.

Remember the Raffle!

The raffle is very important to the financial well-being of the SPW. Please donate anything appropriate so that we can swell the coffers. Also, we will have small signs available at the Show and Tell table that will say "Raffle Item"—put one with any Show/Tell item that you will be donating to the raffle, so that ticket sales will be more encouraged.


Show and Tell, June 3, cont'd.



Randy Thorne brought a 19.75" platter of boxelder. The finish is still in progress.



Randy also brought a vase of Norfolk pine, a natural-edge vase of mesquite, and a pen of rattlesnake.



Loy Cornett added two segmented vessels to his collection.

Show and Tell, May 6, cont'd.



Sonia Comacho demonstrates convincingly that a new turner need not limit herself to one item at Show and Tell!




Bryce Ellis showed two bowls and many pens. Of the pen at left, he says:


Last year at SWAT I watched Alan Trout cast burls with resin that he colored with Pearl Ex pigment. I have made a few of the pens from mesquite with the worm holes trying to duplicate his technique. Alan is a well known turner/artist from San Antonio, and I really enjoyed learning from his sharing. He uses Pearl Ex pigment to color epoxy resin for casting typically with two colors. I have taken the wood just inside from the sapwood of mesquite and pecan with worm holes and cast pens to add metallic coloration. I finish the pens with CA glue.



Show and Tell, June 3, cont'd.



Lee Roberts discusses one of his bowls. He also brought two pens.



James Kesler showed three more of his fine pens.



Ronald Dutton brought two segmented vessels and a small bowl.

Show and Tell, June 3, cont'd.



Mike Oglesby brought two beautifully finished bowls



Kent Crowell's lathe does some truly offbeat things.



Please note: we have not had info sheets available for Show and Tell at recent meetings so members could provide details on their artwork. We will remedy that situation at the upcoming meeting—be sure to fill out a sheet so that we can make the newsletter more interesting. We will send a blank sheet along with the newsletter announcement this week, so you can fill it out at home, if you like. Thanks. —Ed.

Our Founding Corporate Members



Acacia Hardwoods
Steven Hernandez

4614 FM 1585 (SOUTH STREET)
Lubbock, TX 79424

806.794.5099 local
806.794.3955 fax
800.288.0629 toll free



TEXAS TOOL & EQUIPMENT
3102 Avenue A • Lubbock, Texas 79404

GREG WILLIAMS
gew@texas-tool.com

Phone: 806.763.1641
Fax: 806.763.1685

Our Corporate Members

Why pay a lot for storage?

AFFORDABLE
R.V. STORAGE & SHOP'S

130th & Frankford Ave.
(806) 698-1598

Trent & Josh



TARGET
Sheetmetal & Mfg. Inc.
If it's made out of metal, we can build it!

315 SE Loop 289, Lubbock, TX 79404
(806) 746-8571
www.targetsheetmetalmfg.com
info@targetsheetmetalmfg.com
Michael Oglesby, Owner

A Laser's Touch
PRECISION LASER ENGRAVING

UNIQUE AWARDS FOR ANY EVENT!

AWARDS * PLAQUES * CRYSTAL * GLASS * NAMETAGS
PENS * CLOCKS * DESK ACCESSORIES
INDUSTRIAL PARTS MARKING

Jeff McKinnon
Owner

5135 C 69TH LUBBOCK, TX 79424 (806) 783-0999
FAX (806) 783-0748



5004 50th St.
Lubbock, TX 79414
(806) 792-3721



CRAFT SUPPLIES USA
THE WOODTURNERS CATALOG
woodturnerscatalog.com • 1-800-551-8876