



Revolutions[©]



The Newsletter of the South Plains Woodturners

AAW | AMERICAN ASSOCIATION
OF WOODTURNERS

Vol. 13, No. 4

April, 2019



Lee Roberts, President of the South Plains Woodturners, passed away April 24th. He was a great supporter of our club and programs. Lee derived great joy by spending time in his small shop turning a variety of projects. During his illness, there were many times he longed to be able to “get back to turning”.

Lee began his woodturning adventure after his retirement. He met David Turner at Acacia Hardwoods, and the rest is history. Lee responded to an advertisement I put on Craigslist about turning. He enrolled in our Beginning Turning class at the Garden and Arts Center and would come to my shop frequently for pointers. I discovered early on that turning was something Lee wanted to improve on every day. Mike Oglesby and Dick Markham both provided encouragement, wood, and tips to help Lee along the way. After completing the beginning class, Lee enrolled in the Intermediate Turning class. During the next rotation of the Beginning Class, he volunteered as a mentor. Lee mentioned that explaining techniques to the new students improved his understanding and skill. From that point onward, I could count on Lee being one of our instructors. Due to the fact that class time was so limited, Lee would invite students to his shop for more hands-

on time. I know Maverick Sperry and Michael Saucedo took advantage of this opportunity.

A couple of years into his turning career, another member mentioned to me the vast improvement he noticed in Lee’s work. My response to the observation was: Lee practiced! Another opportunity Lee took advantage of was attending SWAT. After his first year there, more improvements were noticed in Lee’s work. He attended 3 years and always looked forward to picking up something new! Two years ago, during an arduous search for members to step into leadership roles on our Board of Directors, Lee agreed to serve as First Vice-President. He did an amazing job of scheduling demonstrations. He stepped into the President role this past June. When he began experiencing health issues in the early fall, he reluctantly and apologetically asked me to run the meetings. “The Club”, as he liked to put it, meant a great deal to Lee. He realized what a great opportunity we have to add enjoyment to the lives of all who participate. His friendship and helping hand will be truly missed.

–Jim Bob Burgoon

**NEXT MEETING: 9:30AM–12Noon, Saturday, May 4, 2019,
1710 42nd St., Lubbock, ½ block west of Avenue Q.
Demonstrator: Jim Burt, “Table Saw Techniques.”**

(Why don’t YOU consider demonstrating at a future meeting?)

South Plains Woodturners Officers

President	Lee Roberts <i>in memoriam</i> Roberts-barbara@sbcglobal.net
Past President	David Hoehns allskewedup@gmail.com
1st Vice President	Jim Bob Burgoon jbburgoon@gmail.com
2nd Vice President	David Turner turnerdc@sbcglobal.net
Secretary	Kent Crowell kcrowell56@gmail.com
Treasurer	Buddy Chesser lubbockcc@gmx.us
Member at Large	Joe Williamson joewilliamson@sbcglobal.net
Member at Large	Larry Morgan morganla73@yahoo.com
Member at Large	Ken Romines kromines@gmail.com

<https://southplainswoodturners.weebly.com/>

Club Calendar

5/4/2019 May Club Meeting
1710 42nd St.

Demonstrator: Jim Burt, topic
"Table Saw Techniques".
Election of new officers.

6/1/2019 June Club Meeting

Mahon Library!!!

(We have a conflict with another event
for our usual meeting place.)

AAW Symposium, Raleigh, NC
7/11 to 7/14 2019

SWAT, Waco, TX 8/23 to 8/25 2019

SPW Summer Class Dates:

Beginner Class: May 30, June 6, June 13,
June 20, June 27

Intermediate Class: July 18, July 25,
August 1, Aug. 8, Aug. 15



Revolutions© is the newsletter for the South Plains Woodturners, Inc., a non-profit organization dedicated to promoting the craft and art of woodturning.

Revolutions© is published monthly at Lubbock, TX.

Mailing Address:

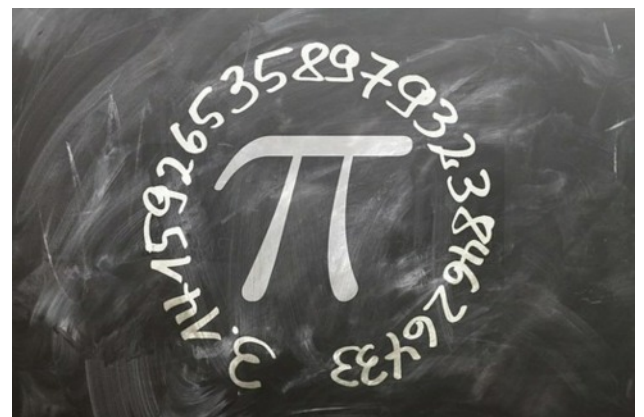
P. O. Box 65428, Lubbock, TX 79464

The South Plains Woodturners is affiliated with the [American Association of Woodturners](#), the [Southwest Association of Turners](#), and the [Lubbock Arts Alliance](#).

Please direct any questions or comments to the editor:

Edward "Special Ed" Spence 806-252-8816

edwardthepurple@gmail.com



Lee Roberts, 1941-2019



He was a teacher.



He was a wood turner.



He was a leader.



And he was a friend.



Nominees for Board of Directors


We will vote on May 4th; so BE THERE! Terms of service will begin June 1st.

- | | |
|-----------------------|------------------------------|
| President | Jim Bob Burgoon |
| First Vice President | Kent Crowell |
| Second Vice President | David Turner |
| Secretary | Scott Goen |
| Treasurer | Ron Pedersen |
| Members at Large | Robert Davis (two-year-term) |
| | Larry Morgan (one-year term) |
| | Ken Romines (one-year term) |

–Submitted by Jim Harris, Chair of the nominating committee

Lathe for Sale

Buddy Chesser is selling his **Oliver 159-A** 110V 12" Lathe with accessories. It has a 5' bed and a rebuilt motor with only 6 hours on it since the rebuild. The headstock moves to the foot of the bedways to facilitate outboard turning. The spindle is 1-1/8" x 8, and a 1"x 8 adapter is included, as are 3 faceplates and a Lexar shield. **Price lowered to \$700.** Email him at lubbockcc@gmx.us, call him at **806-548-0694**, or see him at the meeting.



Air Compressor for Sale

Ingersoll Rand, new, \$400

Jeff McKinnon
806-778-2748
jeff@alaserstouch.com

April Raffle

We need 1 or 2 early bird Greeters / set up crew (8:00 AM) to help Kent at the welcome table to sign in members and guests & develop the roster. This job could be done by a wife or relative. Members will simply find their name and make a check mark by their info. Should take 5 seconds. If we don't have the member listed, they can enter on a paper, smart phone or Kent's Laptop. Guests are asked to help us with a guest log book. The Chairperson will be able to read off the guests & info at the start of the meeting.

Welcome



At the April meeting, Rhonda Settle won four drawings. See how happy she is?! That could be you—just buy a lot of tickets!

SPW revenue from the Lubbock Arts Festival totaled \$1,868.61. How about that?!

Members & Guests Please Sign In



Your participation in the Raffle helps pay for the building, coffee, and snacks.



April Demo: Mike Chambers Showed Us How to Turn “Twists”.



Finished twists.



Randy Thorne brought in a pickup full of Chinese Photinia. It was all free for the asking. Thanks, Randy!

April Show and Tell

It seemed to be the consensus that this was the best Show and Tell in club history!



Ray Hughes presented our demonstration at the March meeting, and we asked if he could come to the April meeting in full battle array, and he obliged, as you can see above. Ray is known for making (and playing) bagpipes. He uses several varieties of wood—tulipwood is shown above with ferrules of water-buffalo horn. Other woods he uses include African blackwood, sapwood, birdseye, and Ramonburl. He did not answer the question regarding what a wood turner wears under his kilt. But an SPW shirt fashionably completes his ensemble!



Christian Jensen: ball-and-cap toys.

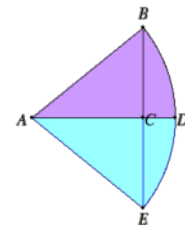


Kent Crowell: thrift shop bowls

April Show and Tell, cont'd.



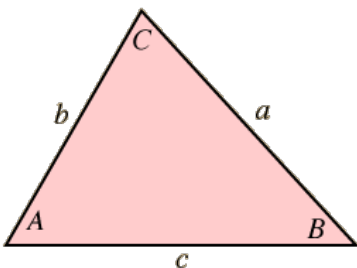
Jim Burt: 6-point starburst bowl of pine and cedar (this will be the first part of the May demo); walnut and poplar whistles for our sale at the Lubbock Arts Festival; and a quilt-block lazy Susan of mesquite, yellowheart, purpleheart, oak, maple, and walnut, also for the Arts Festival.



Randy Thorne: vases of big-leaf maple (Randy says it turns great); lidded vessel of box elder and tiger wood with a hackberry finial; and platter of ambrosia maple bought from Jim Bob, who brought it from SWAT.



$$c^2 = a^2 + b^2 - 2ab \cos C$$



April Show and Tell, cont'd.



Harry Hamilton



Robert Clark: bowl of hackberry



David Turner: toy top and mesquite platter.

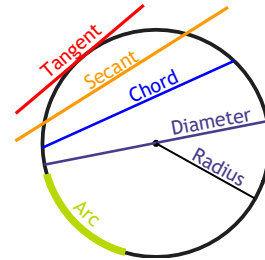


Ed Spence:
lidded vessel of
claro walnut,
purpleheart, and
ambrosia maple,
with finial of
African blackwood
and acrylic
cabochon.

April Show and Tell, cont'd.



Jim Bob Burgoon: “Wings over South Texas” of Texas ebony, from the wood-turning retreat at Nave’s Sawmill, Kingsville, TX.



Mike Chambers: unfinished tool handle, above, of photina, donated to raffle; lidded box of ash with hand-rubbed tung oil finish; 8” bowl, also of ash with tung oil; and small bowl of spalted maple (“10-minute fun piece”), also finished with tung oil



Which one is the muse of wood turning?

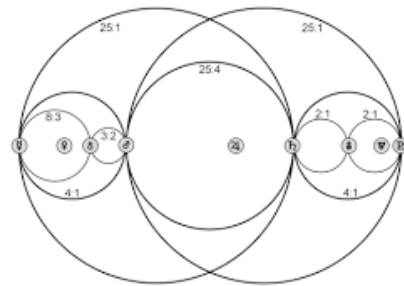
April Show and Tell, cont'd.



Coy Hunt: vase of walnut and maple.



Wallace McKee



Mike Oglesby: mesquite platter with turquoise inlay (photo above with pen to show size of platter).



April Show and Tell, cont'd.



Mark Middleton:
 beech platter finished with walnut oil to be food safe;
 (on platter) acorn threaded
 box of mesquite and
 maple from a baseball bat;
 (rear) lodgepole pine vase
 with segmented walnut
 rim. Mark says Ron
 Butler gave him the wood,
 so he tried to make the
 vase look like one of
 Ron's pieces.
 And inlaid Celtic-knot
 pen (not a laser kit) of
 walnut and maple.



Ron Pedersen:
 birdhouses of
 walnut and
 maple; candle
 sticks from 2x6
 white wood;
 Art Deco bowl
 of Western
 Cedar (tough
 to turn without
 tearing); top (in
 bowl) of poplar
 from beginners
 class; rattle
 of black walnut
 and oak.

April Show and Tell, cont'd.



Robert Marsh

How to Free a Stuck Faceplate



Faceplates provide an easy way to get bowl blanks mounted on the lathe. One downside....the direction in which they spin is the same direction in which they tighten. That is, of course, a good thing when it comes to keeping the bowl blank on the lathe. But it can be a bad thing when it comes to getting the faceplate OFF the lathe. The more you turn, the tighter the faceplate gets. This can quickly lead to you trying to figure out how to free a stuck faceplate. No problem, we've got a solution for you.

Breaking it loose

Some faceplates are faceted so you can put a wrench on them. Others have a hole in them somewhere you can put a rod into for leverage. But if your faceplate doesn't, or you don't have the tool for the job, there's another tool that'll work. Run out to the garage and grab your oil filter wrench. This tool works perfectly to free a stuck faceplate. They are, after all, designed to grab round things. You'll have plenty of leverage and plenty of torque, making it very simple to get the faceplate off.

Our Web Site (<https://southplainswoodturners.weebly.com/>)

Have a question about what responsibilities of the Officers and Board Members-at-Large have? Find the By Laws under the Leadership Tab. Note: We did not post the private telephone numbers or email addresses of any members on our web site. We use contact boxes where guests can reach us through a safer method.

Or maybe you missed a recent “show and tell” or Buddy Compton’s black bowl with silver cream. Let’s take a closer look at what you will find under our “About” tab. One of the goals of the AAW web page is to find what you need with a single click. Here on our site you will find the next meeting location, a calendar, a “Contact Jim Bob” box, maps to the meeting and classes, and a call for demonstrators starting in our new year in the month of June. At the top where guests and members can’t miss it are graphic links to SWAT and AAW as well as the Google Docs Form where we need you to enter your info so we can prepare a better membership roster for rollout soon.

Past first-place winners of the chapter website contest and newsletter contest have been inducted into AAW’s [Hall of Fame](#), prominently honored at Woodturner.org

The web page is never done and we will strive to keep it up to date. Don’t see your pic? Send something to Kent, Ed, or Christian for the next update or issue.

We hope you will take some time to take advantage of this powerful tool and continue to support us in our mission to educate, inform, and organize woodturning in the South Plains.

Are you new to the South Plains Woodturners? If so, have you actually read this far? Then why not become a member? Clip or copy this form and bring it to the next meeting!

Sign me up for membership in the South Plains Woodturners!!



Name: _____

Email address: _____

Street address: _____ City/State/ZIP: _____

Home phone (if any): _____ Mobile: _____

Our Founding Corporate Members



Acacia Hardwoods
Steven Hernandez

4614 FM 1585 (SOUTH STREET)
Lubbock, TX 79424

806.794.5099 local
806.794.3955 fax
800.288.0629 toll free



TEXAS TOOL & EQUIPMENT
3102 Avenue A • Lubbock, Texas 79404

Phone: 806.763.1641
Fax: 806.763.1685

Our Corporate Members



DISCOUNT RV & SHOPS
RV & BOAT STORAGE • SHOP RENTALS

13209 CR 1800
(806) 698-1598

Joey & George



TARGET
Sheetmetal & Mfg. Inc.
If it's made out of metal, we can build it!

315 SE Loop 289, Lubbock, TX 79404
(806) 746-8571
www.targetsheetmetalmfg.com
info@targetsheetmetalmfg.com
Michael Oglesby, Owner



A Laser's Touch
PRECISION LASER ENGRAVING

UNIQUE AWARDS FOR ANY EVENT!
AWARDS * PLAQUES * CRYSTAL * GLASS * NAMETAGS
PENS * CLOCKS * DESK ACCESSORIES
INDUSTRIAL PARTS MARKING

Jeff McKinnon
Owner

5135 C 69TH LUBBOCK, TX 79424 (806) 783-0999
FAX (806) 783-0748



THE TOOL

5004 50th St.
Lubbock, TX 79414
(806) 792-3721



CRAFT SUPPLIES USA
THE WOODTURNERS CATALOG
woodturnerscatalog.com • 1-800-551-8876