

# Revolutions

Vol. 6 No. 5


May 2012

NEWSLETTER FOR THE



## Stave Lamp Construction

Ray Hughes provided another excellent demo, a twelve-piece staved lamp for the May club meeting.



Key to the lamp's construction is the accurate preparation of the pieces. The small pieces, shown as darker pieces at left, need only be flat with the two large surfaces lying in a parallel plane. The six larger pieces must be cut to 30°, and care must be used to glue up the assembly in a proper manner

Continued on page 3 (See Demo)

## Election of Officers

At the business meeting portion of the May meeting and in accordance with the South Plains Woodturners, Inc. bylaws elections for officers for the 2012-2013 year were held. Members present voted.

President next year will be David Hoehns. Bob Herman will be First Vice-president. Mike Oglesby continues as Second Vice-president. Harry Hamilton was elected Secretary, and Jim Bob Burgoon will continue as Treasurer. Elected to a two-year term as Director at large, Willard Ellis will serve until 2014.

The final member of the BOD is the new Immediate Past President, George "Bob" Harbaugh. Bob Harbaugh is the spark that started the South Plains Woodturners.

The June meeting will be when the new officers are installed.

## In This Issue

Club Officers	2
Presidents' Letter	2
Next Demo	2
Happy Birthday	3
Sharpening Workshop	3
SWAT Regional Demonstrators	3
May Gallery	4
BBQ Swap meet	4
More SWAT information	5
Outstanding Member	5
New Meeting Addition	5
Our Corporate Members	7

## BOD Meeting on June 2<sup>nd</sup>

President-elect Hoehns intends to call a BOD to follow the June club meeting. Everyone is invited to remain for the BOD meeting.

This is a one time only meeting. It will replace the June BOD meeting but will have no impact on future BOD meetings.

Other members are welcome to observe the BOD meeting, visit with others or leave as you wish.

## Special Guests and Our Newest Member

**Or If you leave the South gate open, you never know who might wander in**

The club was honored with the presence of four Comanche Trail club members from Midland at our May meeting. Pictured at far left Ernie Showalter, Keith Hughes and Danny Adamson. At Dick Markham's right our left is Jim Ketchum the fourth from Midland. Welcome, guys.

To Jim's right is George Gilliam. George did not wander in from the South. Instead he came from the West and joined the club at the May meeting. Welcome George. O Brian Parks (not pictured) was another visitor to the club.



# Revolutions

**Revolutions** © is the newsletter for the South Plains Woodturners, an organization dedicated to promoting the craft and art of woodturning. Revolutions is published each month at Lubbock, TX.

The South Plains Woodturners is affiliated with The American Association of Woodturners and The Southwest Association of Turners.

Please direct any questions or comments about **Revolutions** to the editor: David Hoehns  
806 789-5108 [sp.woodturners@att.net](mailto:sp.woodturners@att.net)

Mailing address for club **P. O. Box 65428  
Lubbock, TX 79464**

## South Plains Woodturners Officers

President	George "Bob" Harbaugh <a href="mailto:grhab@att.net">grhab@att.net</a>
Past President	James "Jim" Harris <a href="mailto:lapidarius@sbcglobal.net">lapidarius@sbcglobal.net</a>
First Vice President	Ray Hughes <a href="mailto:raider85@suddenlink.net">raider85@suddenlink.net</a>
Second Vice President	Mike Oglesby 806 798 4790
Secretary	David Turner <a href="mailto:turnerdc@sbcglobal.net">turnerdc@sbcglobal.net</a>
Treasurer	Jim Bob Burgoon <a href="mailto:jbburgoon@gmail.com">jbburgoon@gmail.com</a>
Member at Large	Bob Herman <a href="mailto:bherman@nts-online.net">bherman@nts-online.net</a>
Raffle Manager	Glen Williamson <a href="mailto:glnwlmsn@aol.com">glnwlmsn@aol.com</a>

## Notice from the BOD

The South Plains Woodturners Board of Directors reminds every member that the Board meets on the Tuesday following Saturday regular meeting. The meetings are open to all.

Minutes of the meetings along with a monthly Treasurer's report is available from the Club Secretary, David Turner.

Member dues \$ 30 are due. Please pay Jim Bob Burgoon



**Proceeds from the Club Raffle pays for coffee, donuts and other club social events.**

## President's Letter

This being my last letter as your president, I need to say "THANK YOU" to several people. To the membership as a whole, thank you all for allowing me to serve as your president this past year. Your cooperation, attentiveness, and willingness to help where needed, have been appreciated very much by me and the other officers of our club. To all of the BOD members, thank you very much for your service to your club this past year. You have made my job much easier. To all of you who have accepted the position as chairman of various Task Forces, Thank You, Thank You, Thank You. What a great job you all have done. A very special "Thank You" to Greg Freeman, for helping us with our sales tax and IRS problems. We are indeed indebted to you for all of your hard work in those areas. When it comes to faithfulness, there is one member of our club who has not missed a single scheduled meeting, including the first organizational meetings. That member is Dick Markham. Mike Oglesby is second, missing one scheduled meeting. That's what I call being faithful to a cause.

Saturday, June 2, 2012 is a big day for our club, as it is our 6<sup>th</sup> Birthday and also the day I turn over the club to the new President, David Hoehns. David has been chosen, "Outstanding Member" for 2011-2012, and now will take over the job of President and Chairman of the BOD. I am confident we are in great hands. I ask all of you to get behind David and help him the way you have helped me. I am looking forward to a fantastic year. See you Saturday,  
Bob Harbaugh

## Next Club Meeting

June 2<sup>nd</sup>

## At Target Sheet Metal

In the wood shop

Enter via the West door near rear

South Loop 289 (see map on last page)

Demonstration:

Robert Herman

Inside-Outside

Christmas Ornaments

Meeting starts at 10:00, but come early. Help make the coffee and visit with other turners.

# Revolutions

## Demo (From Front page)

After the glue-up and drying time, the next issue according to Hughes is the attachment onto the lathe. He solves this by turning inserts which fit into the ends of the work piece, thus turning much of the lamp between centers. Ray also turns a tenon, shown at left, on one end for mounting in a four-jaw chuck.




Hughes used a spindle roughing gouge to shape much of the lamp.

At right is a completed lamp shaped prior to demo for illustration. Shape for lamp is of course optional, but when using contrasting colors of wood, one should consider the effects that narrow spindles versus fatter spindles have on the color contrast. Since the six large pieces reduce 60° while the enhancement pieces remain at a constant relationship to the surface area, one finds the enhancement filling a greater surface as work-piece is narrowed. A work-around for this is keeping the enhancement pieces thin.



At right Ray explains his mounting solution. The red arrow points to the insert Hughes uses to mount the work piece.



## Sharpening Workshop Set

The Workshop is scheduled for 10 am on June 16, 2012, in Mike Oglesby's woodshop. Keith Hughes will come from Midland to do this workshop.

While anyone may come to observe, the workshop is focused on those members who intend to go to SWAT this August and are AAW members.

Keith will prepare us to participate in the Hands On section doing sharpening training. When we finish this we will be able to teach various kinds of sharpening skills. This will be the club's primary support of SWAT this year. Some members may also be selling raffle tickets.

The SWAT training sessions **will not** conflict with attending any demo rotation during the SWAT symposium.

Most of you know Keith. He has been a member of our club at one time and has given us some excellent demos in the past. Last year Keith presented a sharpening demo in one of the SWAT rotations.

## Happy Sixth Birthday SPW

On June 6, 2006, forty-three people attended with twenty-three joining the club at that first meeting. Seventy-three invitations were mailed. Additionally, nine members of the Comanche Trail drove to Lubbock to support the new club. Several of these joined SPW. The five founders all say the Comanche Trail club members were very supportive of the SPW's formation.

Our club reformed as South Plains Woodturners, Inc. in 2011, but June 6, 2006, remains our birthday. Happy Birthday Turners!



This picture appeared in the June 2011 *Revolutions*.

Thank you Bob, Dick, Glen, Charles and Mike for all you have done.

## Regional Demonstrators set for SWAT

Demonstrator	Category
Andy Chen	Basic Segmented Turning
Craig Timmerman	Turning a Three-Sided Bowl
Dewayne Colwell	Inside-Out Turning (Heart Shaped Candlesticks)
James R. Johnson	Utilizing cactus skeletons in wood-turnings
Joel Crabbe	Enhance Your Turnings With Copper
Kenneth Mays	From the Tree to the Vessel
Marion A. McDaniel	Platter with 1/2 Moon Arcs
Marty Kaminsky	Roughing out bowls and building an inexpensive forced air drying box and how to produce professional quality photographic images
Ron Fleming	Power Carving and Air Brushing on the Vessel Form
<b>Ray Hughes</b>	<b>Introduction to Thermoforming – Angular Woodturning on the Lathe</b>
Charles Brooks	Multi-axis turning (three sided, three legged vessel)
Tom H. Canfield*	Bowl Turning for Beginners

\* Backup Demonstrator

## May Gallery



At left *He washed their Feet*, a masterful open segmented pitcher and basin created on commission by Larry Rogers. The assembled woods include wenge, yellow heart, cardinal,

holly, mesquite and fiddleback maple. Turquoise enhancements highlight both basin rim and staved mesquite pitcher construct. The shaped base that allows the pitcher to appear to pour is a separate piece.



Loy Cornett exhibited the subtle variations of oak and honduran rosewood in the vase at right. The vase is finished with Deft sealer and lacquer.



From Dick Markham are three complicated and beautiful pieces. The two in the foreground are new pieces completed in April. On the right Markham has created from honey locust a lidded box with finial. He finished this with green and brown stains. On the left, a walnut potpourri vessel. Dick also stained this after cutting the flutes or coves that surround the vessel. These are trimmed with gold. The third piece, a segmented sphere, is a product of 2007. Comprised of assorted woods, it sits on a base.

The editor apologizes to Dan Perry. Dan, inspired by the recent *Journal of the AAW*, turned a ring in the manner described in the article. Unfortunately the quality of the image made at the meeting was of such poor quality, it may not be included here. Sorry, Dan. It was a nice ring.

Continued on Page 6 (See Gallery)

## BBQ Swapmeet



Above, one of the tables filled up with food as the early afternoon at Glenn and Nita's ticked toward chow time. Much thanks to Glenn and Nita for putting up with us one more time.

Kay Agnew coordinated food and games masterfully. Thanks, Kay.



Continued on page 5 (See BBQ)

# Revolutions

## BBQ (from page 4)



## SWAT Registration

Last day for [SWAT registration](#) July 26, 2012.

Save \$20 by registering on or before July 26<sup>th</sup>. Early registration also provides savings for family registration and banquet tickets.

Individual registration includes lunch.

The 2012 SWAT Symposia will be held August 24 – 26 despite some rumors otherwise. SWAT is the second largest woodturning event in the United States. As it is here in Texas, it seems just plain patriotic to attend.

## SWAT Scholarship

The South Plains Woodturners, as a member of the SWAT Board of Directors, has one scholarship which will save the \$130 registration fee. Several members have expressed an interest in this. The rules are:

1. Must be a member of SPW
2. Must never have attended SWAT
3. Must commit to attending SWAT 2012 if selected.
4. Must submit your name to any SPW BOD member prior to the June 2<sup>nd</sup> BOD meeting at 11:30 am.

## SPW Outstanding Member

Bob Harbaugh conceived and worked the *Outstanding Member* idea on his own. One assumes Harbaugh wanted his last work as President of SPW to have the unifying effect in that at least a majority come together on something. Since Bob had to remind several of us several times to cast our ballot, perhaps at least a plurality came together.

As the recipient of the first Outstanding Member award, I was touched. SPW members and their families have become like family to me. Aside from the birth of my children nothing has ever made me feel as humble and as proud at the same time. Thank you.

David Hoehns

## New Program Addition

Beginning with the July 7th meeting a 10 -15 minute **Question and Answer** period will follow the **Show and Tell** session. During the new session members may ask technical questions which our panel of experts, **our members**, will answer. This may resemble "Ask Dale" in Joe Herrmann's **Woodturning Design**.

# Revolutions

## Gallery (From page 4)



Each intended for the Bring Back Raffle. On the left Jim Bob Burgoon brought a fish bowl filled with Tootsie Roll Pops. The lid turned from a scrap of walnut.

On the right David Hoehns brought a lidded box turned from spalted apricot.



Above is Randy Thorne's *Friendship Cane*. Randy turned and assembled thirteen different pieces given him by diverse friends. Topped with an antler handle, the cane has an oak dowel core. At left Thorne has two of his own works, the vases, along with works from his personal collection. The center piece, an ambrosia maple platter, is the work of our guest, Ernie Showalter. Ernie said the finish is sanding sealer. Ernie finished the platter in January.

The small natural-edged mesquite cup, also in Thorne's collection, was turned by Tom Farrell.

The vase on the right was completed in 2011. Thorne constructed the vessel from staves of curly maple enhanced with veneer. The vase's base is walnut and top portion is ambrosia maple. The vessel on the left, constructed with annular segments of walnut and yellow heart, is a recent work.



At left are three from the collection of Dick Markham by Mike Oglesby.

On the left is a bowl made from red oak burl two years ago. It is titled, *Red Heart*.

At right is *Heart Beat*, a maple body drum. This fine piece was finished in 2010 also.

In the foreground from 2009 is Mike's square walnut bowl.

**Errata:** In the April issue Ron Barnett's fine salt and pepper mills were credited to someone else. The editor regrets the error.

Please Support and Recommend  
Our Corporate Members



**Acacia Hardwoods**  
Rudy Valdez  
MANAGER


4614 FM 1585 (150TH STREET)  
Lubbock, TX 79424

806.794.5099 local  
806.794.3955 fax  
800.288.0629 toll free



**TEXAS TOOLS & EQUIPMENT**  
3102 Avenue A Lubbock, Texas 79404

**GREG WILLIAMS** Phone: 806.763.1641  
gew@lexas-tool.com Fax: 806.763.1685



**Pan-Tex**  
PLYWOOD & LUMBER CO.

116 E. 42nd Street  
Lubbock, Texas 79404

OFF: (806) 747-2561  
FAX: (806) 747-0314



**TARGET**  
SHEETMETAL & MANUFACTURING, INC.

Mike Oglesby

Home: 806 795-9100  
Fax: 806 745-8582  
E-mail: targetsheetmetal@att.net  
WWW.TARGETSHEETMETAL.COM

Office: 806 745-8571  
315 South Loop 289  
Lubbock, TX 79404



**RETOOL**  
5004 50th Street  
Lubbock, TX 79414  
(806) 792 - 3721



Map to find  
Our Meeting Place